



# INTEGRATED SDG INSIGHTS

# TOGO

This initiative supports the articulation of national commitments to SDG transformation, towards accelerated SDG action in the second half of the 2030 Agenda.

# HOW TO READ THIS REPORT



Integrated SDG Insights provides an overview of a country's economic growth trajectory, highlighting potential conflicts between growth, environmental concerns, and societal well-being (referred to as the **SDG Moment**).



It builds from the foundation of national SDG progress through the lens of the 5Ps and uses machine learning to analyse national development ambition with an SDG lens (**SDG Trends & Priorities**).



Combined, these insights are mapped against SDG interlinkages to define policy choices that accelerate SDG progress, tailored to national context (**SDG Interlinkages**).



These policy choices are made against fiscal constraints and opportunities for stimulus to ensure choices translate to development impact and leave no one behind (**Finance & Stimulus**).

# SDG MOMENT: TOGO

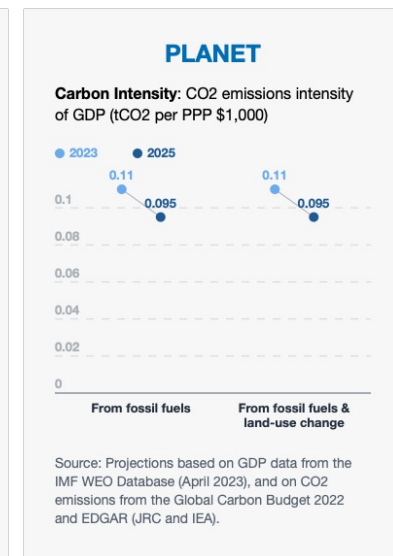
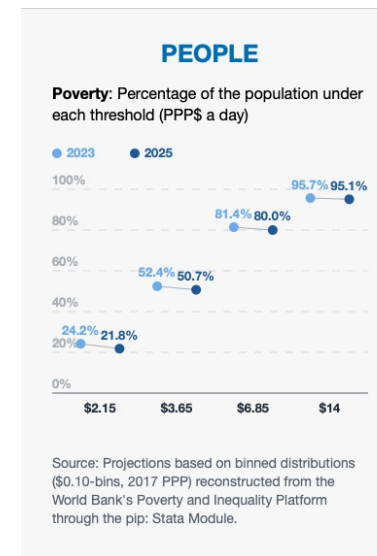
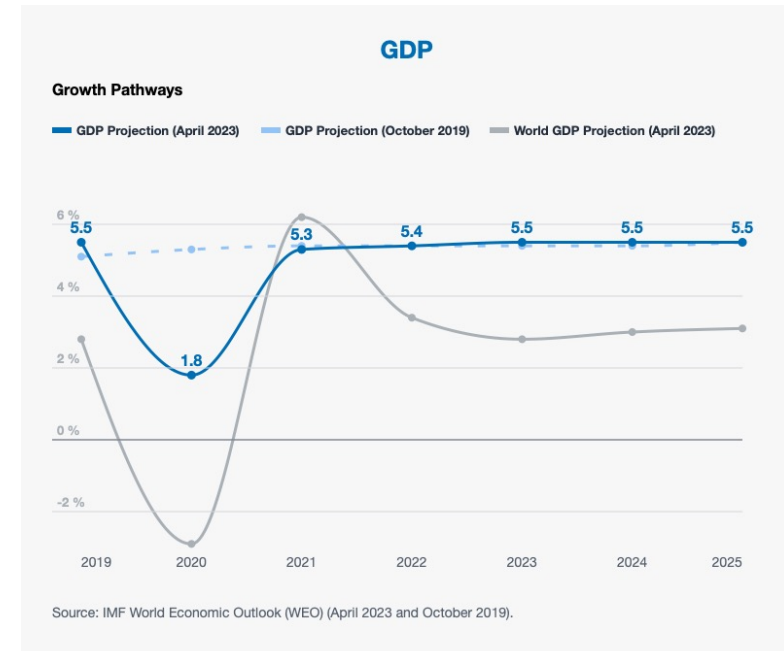
While economic growth is a key element in achieving the SDGs, many countries are intent on moving beyond growth as a yardstick for progress. In the short run, growth enables the SDGs; but in the long run, the SDGs aim to transform the pattern of growth itself.

Togo's growth trajectory during the 2023-2025 cycle is accelerating, expected to be 86% higher than the global average and aligned with pre-pandemic projections<sup>1</sup>. Consequently, Togo's commitments to achieve the SDGs revolve around three axes: (i) strengthening social inclusion and harmony and guaranteeing peace; (ii) boost job creation by drawing on the strengths of the economy; (iii) modernize the country and strengthen its structures.

This pace of growth is expected to have a positive impact on reducing poverty to \$2.15 and \$3.65 per day. However, the country's efforts are aimed at making significant progress. Additionally, the business cycle would be less dependent on carbon emissions, as the carbon emissions intensity of the country's GDP due to the use of fossil fuels, is expected to decline at an annual rate of nearly 7%.<sup>2</sup>

<sup>1</sup> The economic cycle is determined by adjusting the country's current GDP growth forecasts (April 2023) by their gap relative to the forecasts made before the pandemic and subsequent crises (October 2019). If the adjusted rates (not shown) are below 2%, the economy is considered in mitigation; it is coping if the adjusted rates range between 2%-4%, and it is in acceleration if they are above 4%.

<sup>2</sup> CO2 emissions intensity of GDP is computed as tonnes of CO2 per \$1,000 (2017 PPP).



# SDG TRENDS

Understanding how Togo performs against the SDG targets provides a baseline landscape against which to build integrated SDG pathways. SDG progress tracking follows UN Stats standards and methodology, and is aligned with country profiles.



*Trends in detail:*  
<https://data.undp.org/sdg-push-diagnostic/TGO/sdg-trends>

# SDG PRIORITIES

Togo's national priorities are analysed using machine learning to reveal the most prominent SDGs referenced in national policy documents. This analysis uses a custom-built model for SDG classification. It considers 100k+ terms, including phrases and expressions.



Key documents for analysis:  
1. Government Roadmap 2025

*Priorities in detail:*  
<https://data.undp.org/sdg-push-diagnostic/TGO/current-priorities>

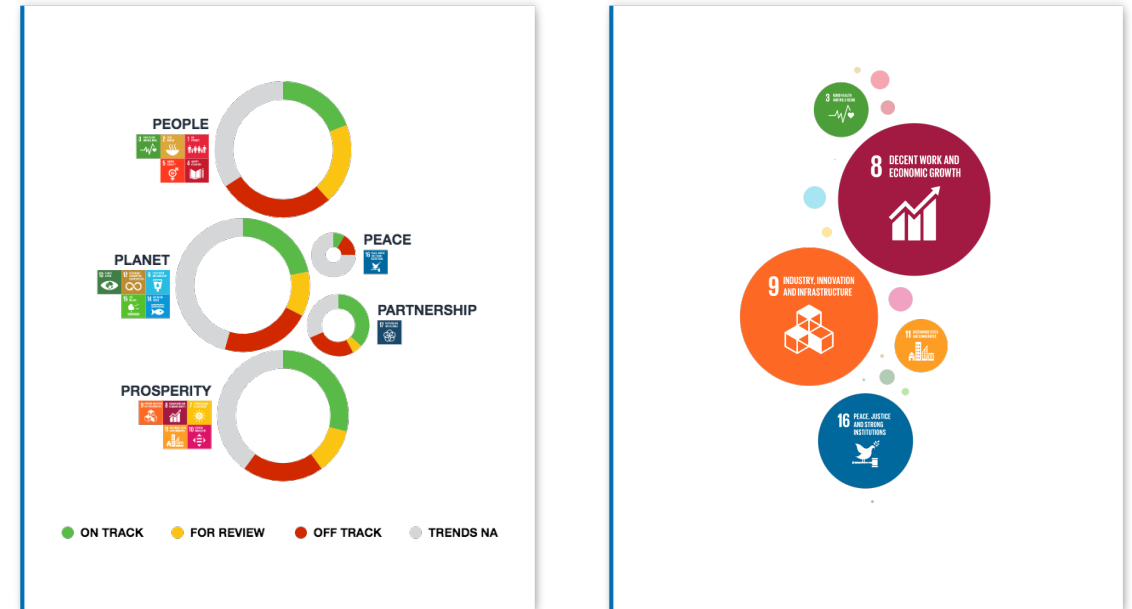
# SDG INTERLINKAGES

SDG interlinkages reveal how actions directed towards one SDG can impact others. Uncovering and understanding these interactions can help Togo to achieve the 2030 Agenda for Sustainable Development and to navigate trade-offs.

Based on a global framework for interlinkages, Togo's SDG progress is colour-coded at the target level.

Building from national trends and priorities, the following integrated SDG pathways reflect policy choices with the most potential to accelerate the SDGs for Togo:

- Target 1.3: Establish social protection systems
- Target 8.5: Full employment and decent work with equal pay
- Target 9.2: Promote inclusive and sustainable industrialization
- Target 16.3: Promote the rule of law in the domestic and international order and guarantee equal access to justice for all



## ACCELERATION PATHWAYS

SYNERGIES

TRADE-OFFS

# SDG INTERLINKAGES

## 1.3 implement nationally appropriate social protection systems and measures for all, including floors, and by 2030 achieve substantial coverage of the poor and vulnerable

Social protection is a priority of the Government, and understood as a driver of progress in poverty reduction efforts, improving resilience of vulnerable groups to shocks and disasters, and promoting the participation of all people in the creation of prosperity. It thus forms a backbone for progress across the other SDG goals amplified in this report.

Togo is progress despite recognized challenges as set out in the FDR in particular P1 "Granting of identity for all", P2 "establishment of the single social register" and P3 "establishment of universal health coverage".

● ON TRACK ● FOR REVIEW ● OFF TRACK ● TRENDS NA



# SDG INTERLINKAGES

## 8.5: By 2030, achieve full, productive employment and decent work for all women and men, including young people with disabilities, and equal pay for work of equal value

Togo has regained its economic growth before the COVID health crisis (average 5.3) and aims to reach 7.5 by 2025. Thus, target 8.5 could make this growth more inclusive.

It has the capacity to contribute to achieving the country's ambitions, in particular strengthening inclusion and social harmony through axis 1 of the roadmap “Strengthening social inclusion and harmony and guaranteeing peace”. It is also part of axis 2 of the government roadmap (FDR 2025) “Dynamic job creation by drawing on the strengths of the economy”.

It strongly contributes to economic growth and addresses issues of redistribution, growth, equity, inclusiveness and sustainability. It encourages the promotion of decent jobs. It impacts 55 other targets and 12 SDG accelerator targets. It is in compromise with 2 targets. Its implementation requires collaboration with the sectors concerned.

● ON TRACK ● FOR REVIEW ● OFF TRACK ● TRENDS NA



# SDG INTERLINKAGES

**9.2: Promote inclusive and sustainable industrialization and, by 2030, significantly increase the share of industry in employment and gross domestic product, depending on national circumstances, and double its share in least developed countries.**

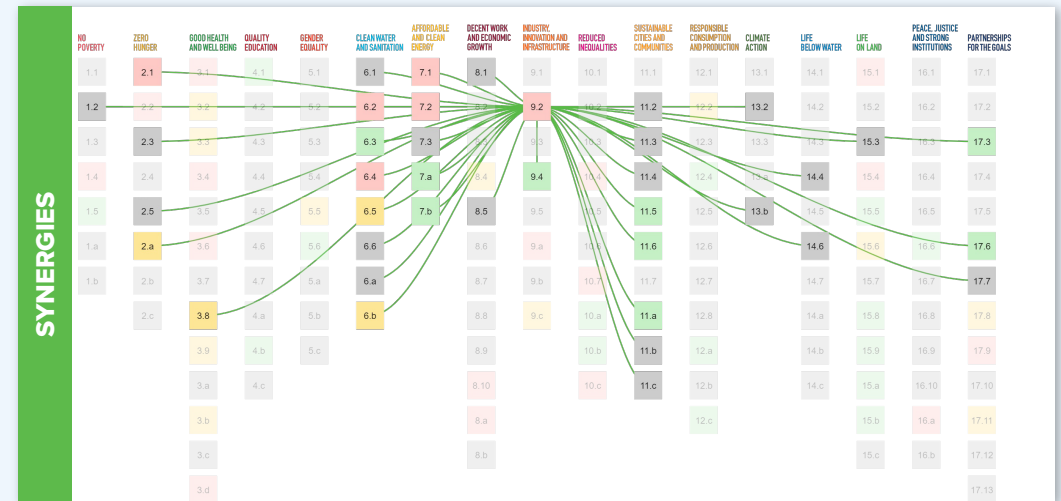
This target is in line with ambition 6 (create real extractive and transformative industries) of axis 2 of the FDR.

For this target, there are 38 targets including 3 SDG accelerator targets that are impacted and 18 targets with which compromises are necessary.

A focus on this target will:

- Transform available agricultural and mining resources in order to create added value;
- Promote the creation of sustainable and inclusive jobs;
- Promote local consumption to reduce imports.

● ON TRACK ● FOR REVIEW ● OFF TRACK ● TRENDS NA





# SDG INTERLINKAGES

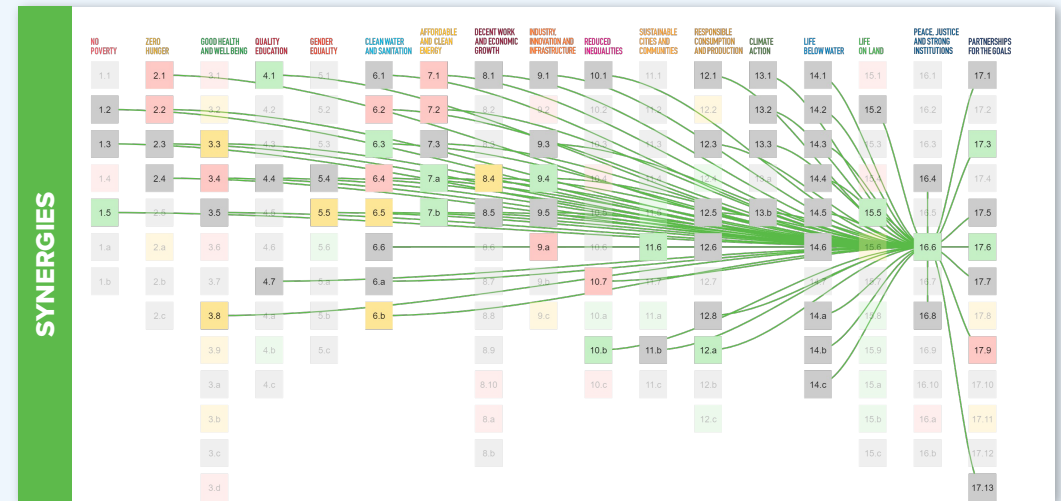
## 16.3: Promote the rule of law in the domestic and international order and guarantee equal access to justice for all

Nationally and internationally, issues related to the promotion of the rule of law and access to justice for all, under conditions of equality, are very important. In terms of their implementation, Togo has made a lot of efforts, yet many challenges remain to be met.

The prioritization of target 16.3 then confirms this importance. It is a priority because not only it is at the forefront of the FDR (Axis 1, ambition 3, priority (iii)), but also by acting on it, we accelerate the achievement of all 16 other impacted targets, including 2 of the SDG accelerators of Togo (1.2 and 1.4). This allows the elimination of poverty; access to basic social services; the guarantee of national security etc.

The implementation of this target does not require any compromise with other targets.

● ON TRACK ● FOR REVIEW ● OFF TRACK ● TRENDS NA



Explore the interlinkages at:

<https://data.undp.org/sdg-push-diagnostic/SSD/synergies-and-tradeoffs>

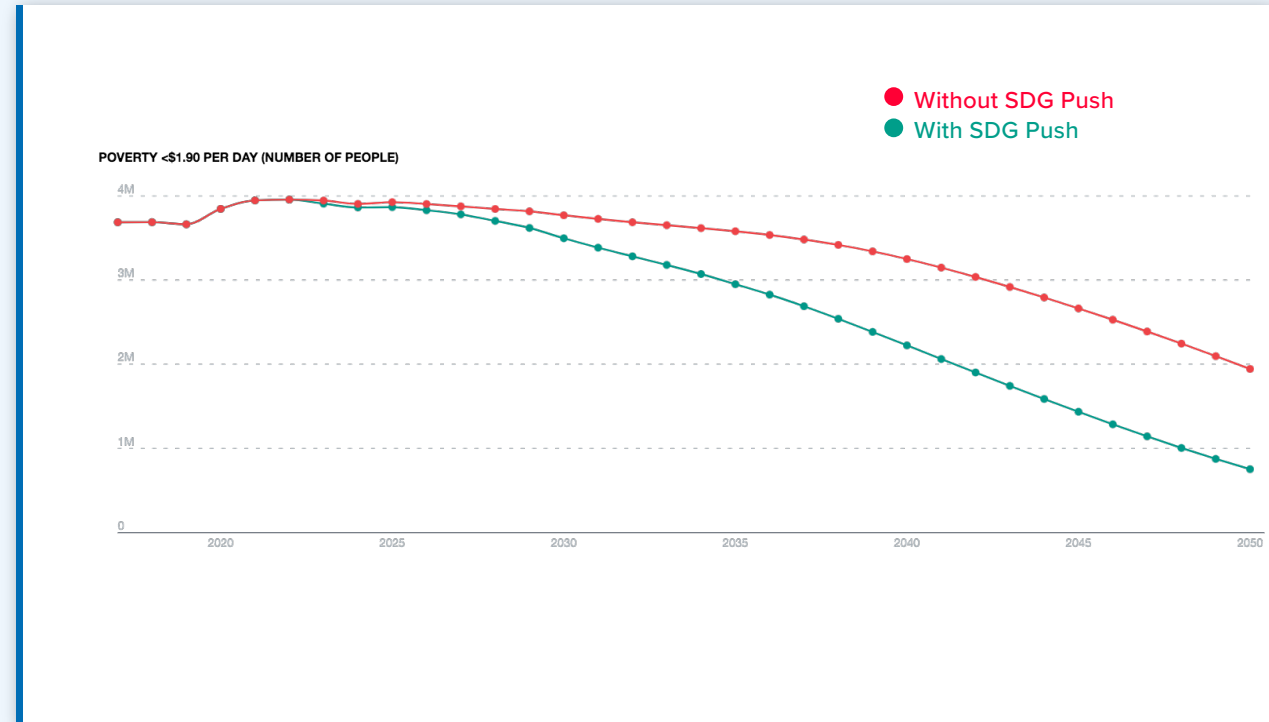
# FUTURES SCENARIOS

Achieving the SDGs is possible.

The ‘SDG Push’ is a futures scenario based on 48 integrated accelerators in the areas of Governance, Social Protection, Green Economy and Digital Disruption. It uses national data to explore the impact on human development by 2030 and by 2050 across key SDG indicators.

Incorporating ‘SDG Push’ accelerators into development interventions in Togo can reduce the number of people living in poverty over time.

| People living in poverty     | By 2030 | By 2050 |
|------------------------------|---------|---------|
| Without the push of the SDGs | 3.8M    | 1.9M    |
| With the push of the SDGs    | 3.5M    | 750K    |



Explore SDG Futures Scenarios at:

<https://data.undp.org/sdg-push-diagnostic/ZAF/future-scenarios>

# FINANCE & STIMULUS

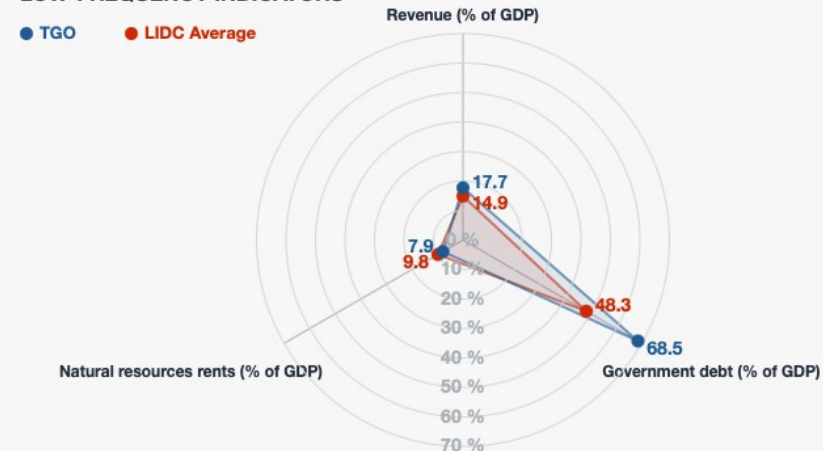
Many countries are facing reduced fiscal space, high debt levels, rising interest rates and downgrades on credit ratings. Fiscal and financial constraints tend to slow or even reverse SDG progress.

The radar chart shows low-frequency data points related to government revenue, debt, and natural resource rents as a share of GDP. The financial indicator charts show the external debt service to revenue ratio as well as the country's latest Debt Sustainability Assessment (DSA) risk rating.

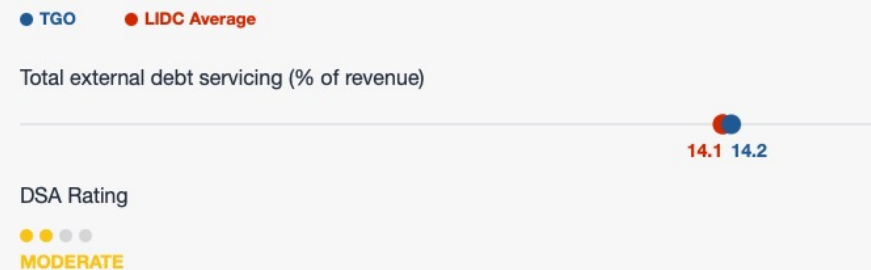
Togo's gross public debt, expected at 68.5% of GDP in 2023, is more than 20 percentage points (pp) higher than the group of low-income developing countries (LIDCs) of 48.3%. The country is expected to collect 17.7% of GDP in revenue this year and thus nearly 3pp above the PDFR group ratio of 14.9%.

Togo's external public debt service this year is expected to be 14.2% of revenue and therefore almost identical to the LIDC average. The latest World Bank and IMF Debt Sustainability Analysis (DSA) of April 2020 classified the country as “at moderate risk of debt distress”.

## LOW-FREQUENCY INDICATORS



## FINANCIAL INDICATORS



**Notes:** External debt covers public and publicly guaranteed debt.

**Sources:** WDI (natural resources rents, data from 2021), IMF WEO April 2023 (debt and revenue, data from 2023), IDS (external debt, data from 2023), IMF/World Bank (DSA Rating as of 31 May 2023).

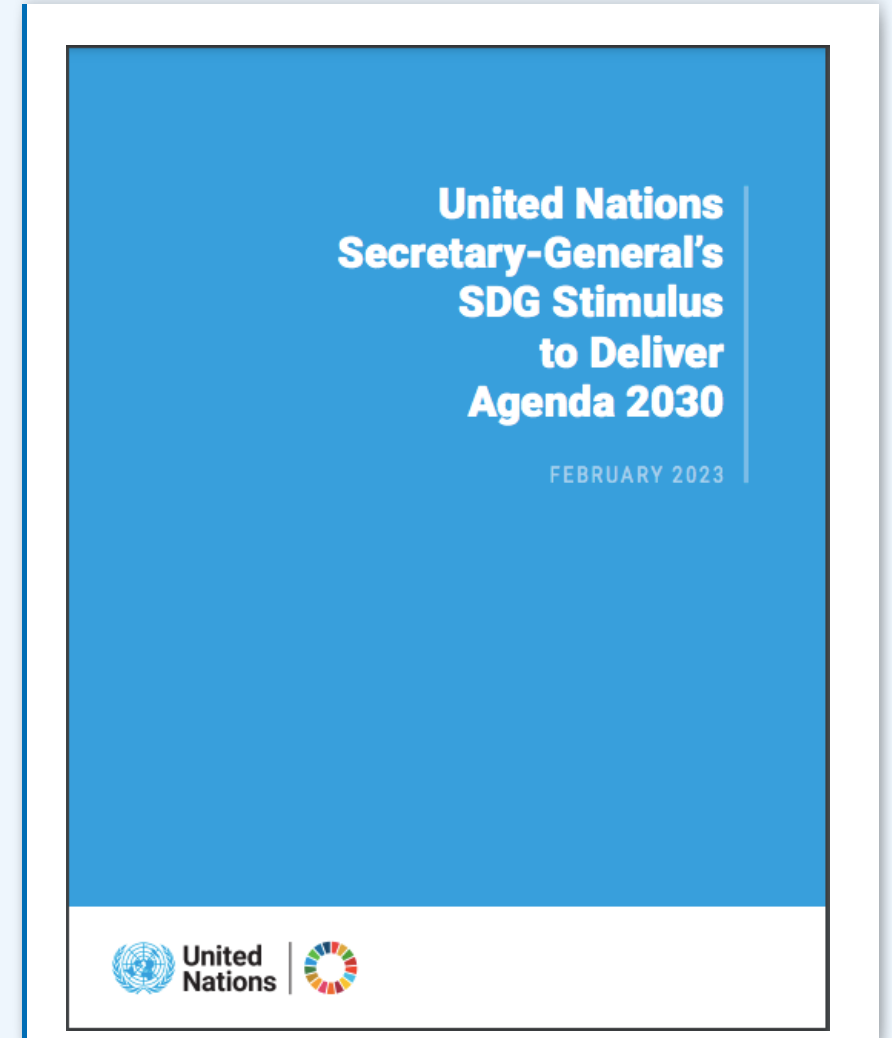
# SDG STIMULUS

The UN Secretary General's SDG Stimulus Plan lays out a blueprint for action within the existing financial architecture. It includes:

- Providing liquidity to support recovery in the near term
- Enhancing debt relief for vulnerable countries
- Expanding development financing by MDBs
- Aligning financial flows with the SDGs and the Paris Agreement, according to country-level priorities and needs, for example through the roll-out of the UN Integrated National Financing Framework (INFFs).

Given the projected fiscal and financial constraints faced by Togo, possible funding options for the investments derived from the identified interlinkages are as follows

- Tax and non-tax reform
- Debt for the SDGs
- Climate finance
- Mixed and public-private financing
- Business environment and investment aligned with the SDGs
- Remittances, philanthropy and trust-based financing



# METHODOLOGY

Click [here](#) to view the Methodological Note for the Integrated SDG Insights



## SDG MOMENT

### Methodology

Assesses challenges and opportunities in national growth trajectories with insights on environmental sustainability and inclusiveness.

### Data Sources

Future trajectories to 2025 are based on IMF-WEO GDP projections, distributions of per capita income or consumption from the World Bank, and CO<sub>2</sub> emissions from the Global Carbon Budget 2022 and EDGAR (JRC and IEA).



## TRENDS & PRIORITIES

### Methodology

SDG trends tracks progress from 2015 to date for the 231 indicators. National priorities are analysed using machine learning to reveal the most prominent SDGs referenced in national policy documents.

### Data Source

Trends utilizes official UN statistics to assess SDG progress, supplemented with national data when available. Priorities uses a custom-built model for SDG classification. The policy documents analyses are provided by Governments.



## INTERLINKAGES

### Methodology

Global target-level interlinkages are drawn from the KnowSDGs Platform by European Commission. SDG interlinkages were retrieved through a structured literature review in Scopus and Google Scholar to tap both grey literature and peer-reviewed publications as a source of information.

### Data Source

The exercise globally considered a total of 454 documents published from 2015 to August 2022. (Miola et al., 2019 updated in 2021-2022)



## FINANCE & STIMULUS

### Methodology

Provides insight into indicators of fiscal and financial stress with options (INFF) for stimulus and other means to accelerate progress.

### Data Source

Most recent resource data from UNU-WIDER GRD (between 2018 and 2021), debt and revenue from IMF WEO (between 2020 and forecasts for 2023), external debt from IDS (2023), yields from Haver Analytics (8 June 2023), credit ratings from S&P, Moodys and FITCH (2023), and DSA ratings from World Bank/IMF (31 May 2023).